



**SERVICIOS DE SALUD DE SINALOA**  
**ESTADO ANALITICO DE INGRESOS POR RUBRO, TIPO, CLASE, CONCEPTO**  
**DEL 1 DE ENERO AL 31 DE DICIEMBRE DE 2022**

IPT-EAIRTCC-11-2212

Rubro / Tipo / Clase / Concepto	Ingreso					Diferencia
	Estimado	Ampliaciones y Reducciones	Modificado	Devengado	Recaudado	
	(1)	(2)	(3 = 1 + 2)	(4)	(5)	
<b>500000 Productos</b>	<b>0.00</b>	<b>2,344,694.39</b>	<b>2,344,694.39</b>	<b>2,344,694.39</b>	<b>2,344,694.39</b>	<b>2,344,694.39</b>
510000 Productos	0.00	2,344,694.39	2,344,694.39	2,344,694.39	2,344,694.39	2,344,694.39
511800 RENDIMIENTOS BANCARIOS 2018	0.00	201.79	201.79	201.79	201.79	201.79
511872 RENDIMIENTOS BANCARIOS RESOLUCIONES ADMINISTRATIVAS	0.00	201.79	201.79	201.79	201.79	201.79
512000 RENDIMIENTOS BANCARIOS 2020	0.00	0.10	0.10	0.10	0.10	0.10
512075 RENDIMIENTOS BANCARIOS INGRESOS POR DONACIÓN :	0.00	0.10	0.10	0.10	0.10	0.10
512100 RENDIMIENTOS BANCARIOS 2021	0.00	589.12	589.12	589.12	589.12	589.12
512102 RENDIMIENTOS BANCARIOS SUBSIDIO ESTATAL 2021	0.00	588.93	588.93	588.93	588.93	588.93
512175 RENDIMIENTOS BANCARIOS INGRESOS POR DONACIÓN :	0.00	0.19	0.19	0.19	0.19	0.19
512202 RENDIMIENTOS BANCARIOS SUBSIDIO ESTATAL 2022	0.00	556,277.87	556,277.87	556,277.87	556,277.87	556,277.87
512203 RENDIMIENTOS BANCARIOS CUOTAS DE RECUPERACIÓN	0.00	878,794.16	878,794.16	878,794.16	878,794.16	878,794.16
512264 RENDIMIENTOS BANCARIOS APORTACION LIQUIDA ESTATAL	0.00	908,831.35	908,831.35	908,831.35	908,831.35	908,831.35
<b>700000 Ingresos por Venta de Bienes, Prestación de Servicios y Otros</b>	<b>0.00</b>	<b>55,652.12</b>	<b>55,652.12</b>	<b>55,652.12</b>	<b>55,652.12</b>	<b>55,652.12</b>
730000 Ingresos por Venta de Bienes y Prestación de Servicios de Entidad	0.00	55,652.12	55,652.12	55,652.12	55,652.12	55,652.12
730322 INGRESO DERIVADO DE BIENES ASEGURADOS Y VENTA DE BIENES	0.00	55,652.12	55,652.12	55,652.12	55,652.12	55,652.12
<b>900000 Transferencias, Asignaciones, Subsidios y Subvenciones, y otros</b>	<b>5,909,063,730.00</b>	<b>301,026,018.86</b>	<b>6,210,089,748.86</b>	<b>6,154,609,156.95</b>	<b>6,154,609,156.95</b>	<b>245,545,426.95</b>
910000 Transferencias y Asignaciones	1,727,024,987.00	112,085,921.07	1,839,110,908.07	1,839,110,908.07	1,839,110,908.07	112,085,921.07
910200 SUBSIDIO ESTATAL	1,238,135,711.00	-97,642,967.38	1,140,492,743.62	1,140,492,743.62	1,140,492,743.62	-97,642,967.38
910222 INGRESO 2022 SUBSIDIO ESTATAL PARTICIPACIONES FEDERATIVAS	1,017,744,594.00	-97,642,967.38	920,101,626.62	920,101,626.62	920,101,626.62	-97,642,967.38
910299 INGRESO 2022 SUBSIDIO ESTATAL RECURSOS FISCALES	220,391,117.00	0.00	220,391,117.00	220,391,117.00	220,391,117.00	0.00
910300 CUOTAS DE RECUPERACION	85,880,000.00	10,807,176.81	96,687,176.81	96,687,176.81	96,687,176.81	10,807,176.81
910301 OFICINA CENTRAL	13,757.65	-13,757.65	0.00	0.00	0.00	-13,757.65
910302 CSR AHOME	47,027.06	36,100.94	83,128.00	83,128.00	83,128.00	36,100.94
910305 H.I.COSALA	452,147.87	83,819.13	535,967.00	535,967.00	535,967.00	83,819.13
910306 C.S.U.CULIACAN	740,811.19	1,206,019.81	1,946,831.00	1,946,831.00	1,946,831.00	1,206,019.81
910307 H.G.ELDORADO	585,110.71	286,983.49	872,094.20	872,094.20	872,094.20	286,983.49
910308 C.S.U.ESCUINAPA	46,895.31	44,139.69	91,035.00	91,035.00	91,035.00	44,139.69
910309 C.S.U.GUAMUCHIL	124,744.09	116,732.91	241,477.00	241,477.00	241,477.00	116,732.91
910310 C.S.U.GUASAVE	161,156.71	101,858.29	263,015.00	263,015.00	263,015.00	101,858.29
910311 CENTRO DE HIGIENE ESCOLAR	156,433.45	88,308.55	244,742.00	244,742.00	244,742.00	88,308.55
910312 H.G.MAZATLAN	8,695,281.21	-538,498.12	8,156,783.09	8,156,783.09	8,156,783.09	-538,498.12
910313 H.G.LOS MOCHIS	5,837,079.38	-116,201.44	5,720,877.94	5,720,877.94	5,720,877.94	-116,201.44
910314 C.S.R.C.LA CRUZ	49,601.68	22,532.32	72,134.00	72,134.00	72,134.00	22,532.32
910315 C.S.U. LOS MOCHIS	392,640.93	138,866.07	531,507.00	531,507.00	531,507.00	138,866.07
910316 C.S.U.MAZATLAN	2,351,291.05	-712,873.05	1,638,418.00	1,638,418.00	1,638,418.00	-712,873.05
910317 H.I.MOCORITO	430,540.69	1,189.11	431,729.80	431,729.80	431,729.80	1,189.11





**SERVICIOS DE SALUD DE SINALOA**  
**ESTADO ANALITICO DE INGRESOS POR RUBRO, TIPO, CLASE, CONCEPTO**  
**DEL 1 DE ENERO AL 31 DE DICIEMBRE DE 2022**

IPT-EAIRTCC-11-2212

Rubro / Tipo / Clase / Concepto	Ingreso					Diferencia (6 = 5 - 1)
	Estimado	Ampliaciones y Reducciones	Modificado	Devengado	Recaudado	
	(1)	(2)	(3 = 1 + 2)	(4)	(5)	
910318 C.S.U.NAVOLATO	106,874.99	-7,914.99	98,960.00	98,960.00	98,960.00	-7,914.99
910319 C.S.R.C.EL ROSARIO	44,957.13	25,706.87	70,664.00	70,664.00	70,664.00	25,706.87
910320 C.S.R. SAN BLAS	41,132.75	-18,597.75	22,535.00	22,535.00	22,535.00	-18,597.75
910323 H.G.CULIACAN	8,791,691.27	-2,672,025.27	6,119,666.00	6,119,666.00	6,119,666.00	-2,672,025.27
910327 H.G.ESCUINAPA	676,594.00	34,630.50	711,224.50	711,224.50	711,224.50	34,630.50
910328 CENTRO DE RADIOTERAPIA	24,360,933.20	8,076,071.27	32,437,004.47	32,437,004.47	32,437,004.47	8,076,071.27
910329 LABORATORIO ESTATAL	2,723,906.32	-1,233,514.72	1,490,391.60	1,490,391.60	1,490,391.60	-1,233,514.72
910330 H.G.GUASAVE	1,508,855.40	-131,447.18	1,377,408.22	1,377,408.22	1,377,408.22	-131,447.18
910331 H.PSIQUIATRICO DE CULIACAN	7,126,754.68	3,124,209.06	10,250,963.74	10,250,963.74	10,250,963.74	3,124,209.06
910332 CENTRO DERMATOLOGICO	3,664,711.50	1,214,017.50	4,878,729.00	4,878,729.00	4,878,729.00	1,214,017.50
910333 H.I. EL ROSARIO	200,722.05	236,189.45	436,911.50	436,911.50	436,911.50	236,189.45
910334 H.I. SINALOA DE LEYVA	177,471.83	113,811.17	291,283.00	291,283.00	291,283.00	113,811.17
910335 H.I. BADIRAGUATO	215,175.64	276,632.36	491,808.00	491,808.00	491,808.00	276,632.36
910337 H.I.CHOIX	166,061.24	279,859.76	445,921.00	445,921.00	445,921.00	279,859.76
910338 H.I.CONCORDIA	199,775.71	58,679.79	258,455.50	258,455.50	258,455.50	58,679.79
910345 CENTRO DE ESPECIALIDADES ODONTOLOGICAS	134,773.74	44,334.26	179,108.00	179,108.00	179,108.00	44,334.26
910346 HOSPITAL INTEGRAL ANGOSTURA	318,037.43	217,098.72	535,136.15	535,136.15	535,136.15	217,098.72
910347 HOSPITAL INTEGRAL NAVOLATO	106,564.09	54,592.91	161,157.00	161,157.00	161,157.00	54,592.91
910367 HOSPITAL INTEGRAL SAN IGNACIO	116,003.06	76,346.29	192,349.35	192,349.35	192,349.35	76,346.29
910370 HOSPITAL DE LA MUJER	1,412,198.35	627,900.70	2,040,099.05	2,040,099.05	2,040,099.05	627,900.70
910372 HOSPITAL GENERAL GUAMUCHIL	1,690,883.68	-688,491.78	1,002,391.90	1,002,391.90	1,002,391.90	-688,491.78
910381 HOSPITAL PUEBLOS UNIDOS	310,646.71	-75,561.71	235,085.00	235,085.00	235,085.00	-75,561.71
910382 HOSPITAL GENERAL LA CRUZ	658,242.50	442,544.50	1,100,787.00	1,100,787.00	1,100,787.00	442,544.50
910384 CENTRO DE ESPECIALIDADES ODONTOLOGICAS DE NAV	57,658.31	107,484.69	165,143.00	165,143.00	165,143.00	107,484.69
910385 UNEME CISAME CULIACAN	104,855.44	230,244.56	335,100.00	335,100.00	335,100.00	230,244.56
910387 H. PEDIATRICO	10,880,000.00	-590,222.20	10,289,777.80	10,289,777.80	10,289,777.80	-590,222.20
910390 UNEME CISAME LOS MOCHIS	0.00	73,000.00	73,000.00	73,000.00	73,000.00	73,000.00
910391 UNEME CISAME GUAMUCHIL	0.00	15,240.00	15,240.00	15,240.00	15,240.00	15,240.00
910393 CENTRO DE SALUD RURAL PALMITAS	0.00	26,928.00	26,928.00	26,928.00	26,928.00	26,928.00
910394 CENTRO DE SALUD RURAL AGUARUTO	0.00	124,210.00	124,210.00	124,210.00	124,210.00	124,210.00
916401 INGRESOS AE - SERVICIOS PERSONALES	155,000,000.00	179,200,329.42	334,200,329.42	334,200,329.42	334,200,329.42	179,200,329.42
916402 INGRESOS AE - GASTO OPERACIÓN	248,009,276.00	15,124,826.00	263,134,102.00	263,134,102.00	263,134,102.00	15,124,826.00
917122 RETRIBUCIÓN POR PRESTACIÓN DE SERVICIOS 2022	0.00	4,596,556.22	4,596,556.22	4,596,556.22	4,596,556.22	4,596,556.22
930000 Subsidios y Subvenciones	4,182,038,743.00	188,940,097.79	4,370,978,840.79	4,315,498,248.88	4,315,498,248.88	133,459,505.88
930101 APORTACIONES PARA SERVICIOS PERSONALES	1,562,787,106.00	53,944,899.37	1,616,732,005.37	1,616,732,005.37	1,616,732,005.37	53,944,899.37
930102 APORTACIONES AL ISSSTE	81,443,811.00	1,797,486.32	83,241,297.32	83,241,297.32	83,241,297.32	1,797,486.32







**SERVICIOS DE SALUD DE SINALOA**  
**ESTADO ANALITICO DE INGRESOS POR RUBRO, TIPO, CLASE, CONCEPTO**  
**DEL 1 DE ENERO AL 31 DE DICIEMBRE DE 2022**

IPT-EAIRTCC-11-2212

Rubro / Tipo / Clase / Concepto	Ingreso					Diferencia (6 = 5 - 1)
	Estimado	Ampliaciones y Reducciones	Modificado	Devengado	Recaudado	
	(1)	(2)	(3 = 1 + 2)	(4)	(5)	
930103 APORTACIONES PARA GASTO DE OPERACIÓN	1,457,260,794.00	40,441,916.00	1,497,702,710.00	1,497,702,710.00	1,497,702,710.00	40,441,916.00
930104 APORTACIONES PARA GASTOS DE INVERSIÓN	17,159,974.00	0.00	17,159,974.00	17,159,974.00	17,159,974.00	0.00
930106 APORTACIONES PARA INCREMENTOS A LAS PERCEPCION	40,270,899.00	-40,270,899.00	0.00	0.00	0.00	-40,270,899.00
930108 APORTACIONES PARA OTRAS MEDIDAS DE CARÁCTER LA	11,461,160.00	-11,461,160.00	0.00	0.00	0.00	-11,461,160.00
930109 APORTACIONES AL FOVISSSTE	32,160,313.00	901,447.34	33,061,760.34	33,061,760.34	33,061,760.34	901,447.34
930110 APORTACIONES POR PREVISIONES PARA APORTACIONES	1,960,615.00	-1,960,615.00	0.00	0.00	0.00	-1,960,615.00
930111 APORTACIONES POR PREVISIONES PARA APORTACIONES	983,258.00	-983,258.00	0.00	0.00	0.00	-983,258.00
930112 APORTACIONES AL SISTEMA DE AHORRO PARA EL RETIRO	12,864,125.00	360,579.10	13,224,704.10	13,224,704.10	13,224,704.10	360,579.10
930113 APORTACIONES AL SEGURO DE CESANTÍA EN EDAD AVAN	27,273,319.00	572,418.84	27,845,737.84	27,845,737.84	27,845,737.84	572,418.84
930114 APORTACIONES PARA LOS DEPÓSITOS AL AHORRO SOLID	18,601,007.00	67,805.72	18,668,812.72	18,668,812.72	18,668,812.72	67,805.72
930115 APORTACIONES POR PREVISIONES PARA APORTACIONES	393,303.00	-393,303.00	0.00	0.00	0.00	-393,303.00
930116 APORTACIONES POR PREVISIONES PARA APORTACIONES	624,369.00	-624,369.00	0.00	0.00	0.00	-624,369.00
930117 APORTACIONES POR PREVISIONES PARA LOS DEPÓSITO	572,024.00	-572,024.00	0.00	0.00	0.00	-572,024.00
930622 INGRESOS DIRECCIÓN GENERAL DE ENSEÑANZA 2022	0.00	105,752,625.71	105,752,625.71	105,752,625.71	105,752,625.71	105,752,625.71
931318 INGRESOS FPP [2018]	0.00	484,104.97	484,104.97	484,104.97	484,104.97	484,104.97
931319 INGRESOS FPP [2019]	0.00	97,672.13	97,672.13	97,672.13	97,672.13	97,672.13
931813 RENDIMIENTOS BANCARIOS FONDO DE PREVISIÓN PRES	0.00	1,052.81	1,052.81	1,052.81	1,052.81	1,052.81
931922 INGRESOS FORTALECIMIENTO A LA ATENCIÓN MÉDICA 20	12,299,436.00	-11,848,799.81	450,636.19	450,636.19	450,636.19	-11,848,799.81
932101 RENDIMIENTOS BANCARIOS FASSA FEDERAL 2021	0.00	11,181.83	11,181.83	11,181.83	11,181.83	11,181.83
932201 RENDIMIENTOS BANCARIOS FASSA FEDERAL 2022	0.00	10,144,009.89	10,144,009.89	10,144,009.89	10,144,009.89	10,144,009.89
932219 RENDIMIENTOS BANCARIOS FAM 2022	0.00	13,615.83	13,615.83	13,615.83	13,615.83	13,615.83
932229 RENDIMIENTOS BANCARIOS PROTECCIÓN CONTRA RIES	0.00	203,567.77	203,567.77	203,567.77	203,567.77	203,567.77
932232 RENDIMIENTOS BANCARIOS AFASPE 2022	0.00	819,254.87	819,254.87	819,254.87	819,254.87	819,254.87
932261 RENDIMIENTOS BANCARIOS PREVENCIÓN Y TRATAMIENT	0.00	7,536.35	7,536.35	7,536.35	7,536.35	7,536.35
932274 RENDIMIENTOS BANCARIOS INSABI 2022	0.00	1,134,703.82	1,134,703.82	1,134,703.82	1,134,703.82	1,134,703.82
932276 RENDIMIENTOS BANCARIOS E023 2022	0.00	559.36	559.36	559.36	559.36	559.36
932277 RENDIMIENTOS BANCARIOS FONSABI 2022	0.00	123,379.84	123,379.84	123,379.84	123,379.84	123,379.84
932922 INGRESOS PROTECCIÓN CONTRA RIESGOS SANITARIOS	2,827,545.00	9,828,168.00	12,655,713.00	12,655,713.00	12,655,713.00	9,828,168.00
933122 INGRESOS UNEMES X00 2022	13,280,712.00	1,084,891.69	14,365,603.69	14,365,603.69	14,365,603.69	1,084,891.69
933222 INGRESOS POR AFASPE 2022	63,575,573.00	-3,694,426.10	59,881,146.90	59,881,146.90	59,881,146.90	-3,694,426.10
936122 INGRESOS PREVENCIÓN Y TRATAMIENTO DE ADICCIONE	4,147,444.00	-40,136.00	4,107,308.00	4,107,308.00	4,107,308.00	-40,136.00
937422 INGRESOS INSABI 2022	786,458,238.00	29,515,559.62	815,973,797.62	760,493,205.71	760,493,205.71	-25,965,032.29
937622 INGRESOS POR PROGRAMA E023 ATENCION A LA SALUD	33,633,718.00	-28,963,718.00	4,670,000.00	4,670,000.00	4,670,000.00	-28,963,718.00
937722 INGRESO FONDO DE SALUD PARA EL BIENESTAR 2022	0.00	32,444,368.52	32,444,368.52	32,444,368.52	32,444,368.52	32,444,368.52
<b>000000 Ingresos Derivados de Financiamientos</b>	<b>0.00</b>	<b>246,959,345.91</b>	<b>246,959,345.91</b>	<b>0.00</b>	<b>0.00</b>	<b>0.00</b>
030000 Financiamiento Interno	0.00	246,959,345.91	246,959,345.91	0.00	0.00	0.00

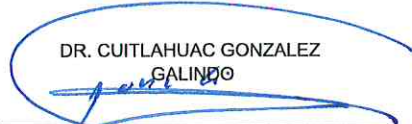



**SERVICIOS DE SALUD DE SINALOA**  
**ESTADO ANALITICO DE INGRESOS POR RUBRO, TIPO, CLASE, CONCEPTO**  
**DEL 1 DE ENERO AL 31 DE DICIEMBRE DE 2022**


IPT-EAIRTCC-11-2212

Rubro / Tipo / Clase / Concepto	Ingreso					Diferencia
	Estimado	Ampliaciones y Reducciones	Modificado	Devengado	Recaudado	
	(1)	(2)	(3 = 1 + 2)	(4)	(5)	
030100 REMANENTE FASSA	0.00	15,211,353.34	15,211,353.34	0.00	0.00	0.00
030121 REMANENTE FASSA 2021	0.00	15,211,353.34	15,211,353.34	0.00	0.00	0.00
030200 INGRESO SUBSIDIO ESTATAL 2017	0.00	503,837.50	503,837.50	0.00	0.00	0.00
030221 REMANENTE SUBSIDIO ESTATAL 2021 PARTICIPACIONES	0.00	503,837.50	503,837.50	0.00	0.00	0.00
030300 REMANENTE CUOTAS DE RECUPERACION	0.00	2,005,565.70	2,005,565.70	0.00	0.00	0.00
030321 REMANENTE CUOTAS DE RECUPERACIÓN 2021	0.00	2,005,565.70	2,005,565.70	0.00	0.00	0.00
031300 REMANENTE FPP	0.00	102,432.45	102,432.45	0.00	0.00	0.00
031318 REMANENTE FPP 2018	0.00	102,432.45	102,432.45	0.00	0.00	0.00
033200 REMANENTE AFASPE	0.00	1,839,742.00	1,839,742.00	0.00	0.00	0.00
033221 REMANENTE AFASPE 2021	0.00	1,839,742.00	1,839,742.00	0.00	0.00	0.00
036400 INGRESO DE APORTACION LIQUIDA ESTATAL 2017	0.00	32,671,029.38	32,671,029.38	0.00	0.00	0.00
036421 REMANENTE APORTACIÓN LIQUIDA ESTATAL 2021	0.00	32,671,029.38	32,671,029.38	0.00	0.00	0.00
037218 REMANENTE RESOLUCIONES ADMINISTRATIVAS 2018	0.00	1,847,979.68	1,847,979.68	0.00	0.00	0.00
037420 REMANENTE INSABI 2020	0.00	20,596,792.77	20,596,792.77	0.00	0.00	0.00
037421 REMANENTE INSABI 2021	0.00	172,180,359.29	172,180,359.29	0.00	0.00	0.00
037520 REMANENTE INGRESOS POR DONACIÓN 2020	0.00	107.18	107.18	0.00	0.00	0.00
037521 REMANENTE INGRESOS POR DONACIÓN 2021	0.00	146.62	146.62	0.00	0.00	0.00
<b>Total</b>	<b>5,909,063,730.00</b>	<b>550,385,711.28</b>	<b>6,459,449,441.28</b>	<b>6,157,009,503.46</b>	<b>6,157,009,503.46</b>	<b>Ingresos excedentes 247,945,773.46</b>

Bajo protesta de decir verdad declaramos que los Estados Financieros y sus notas, son razonablemente correctos y son responsabilidad del emisor.

  
 DR. CUITLAHUAC GONZALEZ GALINDO  
 DIRECTOR GENERAL

LIC. EDUARDO AGUIRRE MEDINA  
  
 DIRECTOR ADMINISTRATIVO

LCP MARIA CYNTHIA MEDINA LOPEZ  
  
 SUBDIRECTORA DE RECURSOS FINANCIEROS